

Frequently Asked Questions



What Year levels bring their own device to Rosmini?

- At Rosmini we want ALL boys to be bringing their own device to school from :
 - Year 9 - 13
- Rosmini has slowly been increasing the year levels from 2016, so it has been a long, steady process where students and teachers have been developing their technology knowledge & pedagogy. They have been leveraging digital to create opportunities for boys to explore, design and create using digital technologies. It is now part of our teaching practice.





Will all classwork be completed on computers?

No. Rosmini teachers will use technology as a tool for learning and complement other teaching strategies.

Students do not use devices 100% of the time.





Can students use computers in their external examinations for NCEA?

- NZQA have a target of 2024 for external assessments to be completed online - Rosmini in 2022 has been a Pilot school for the Literacy and Numeracy co-requisite package which is all digital.
- At present the use of computing devices is strictly forbidden in exams unless they are required for the subject area.
- In some circumstances, students have Special Assessment Conditions and use devices but this requires specific approval from the school and Learning Support Department.

Are students allowed to use phones and devices whenever they like?

No. Teachers will direct the class on when to use the device.

If a student is unsure of would like to use their device, they should ask the teacher first.





Is there support for students at the beginning of the school year?

- Most laptops are plug and play so the moment you buy them they should work.
- For a new laptop, if they sign in correctly to the school network there should be no issues.
- If there are any problems they can come and see the IT administrators.
- TECH Wizards are also available to help boys with IT related issues. They are boys who are keen on supporting the use of IT.

hAvE you GoT
tEch IssUeS?



TECH WIZARDS

TeCh iS our
midDle nAme ;)

Come along to C2 during any
senior lunch, or email
jmorrough@rosmini.school.nz

WE WILL
fIX your
tECH *NO LOGS*



Tech

What about security issues?



- Rosmini College is lucky to have a safe environment and very rarely do devices go missing. They are often handed in to the school office if they are left in a classroom.
- There are limited lockers available at the beginning of the year.
- Lockers are a first in first served basis - bring your own padlock.
- We encourage you to have good anti-virus software installed.
- Rosmini does not have insurance for personal devices so it is recommended to take out an insurance policy privately.
- We do not take responsibility for any damage or loss of personal device but will look into any incident that may occur.





Is there support for technical issues and for students learning how to use their devices?

- At present, there is limited support at Rosmini for technical issues. Students can get support from our suppliers; Harvey Norman, PB Tech and Noel Leeming when buying their device.
- They also provide loan devices if there is a problem with your device.
- New Era IT on site, ensure our systems run smoothly at Rosmini.
- In 2023 there will be information on our website with instructions on technology related matters.
- A Bootcamp for year 9 boys at the start of the year will help boys with how to effectively use some google suite applications.



Why can't my son use a 7 " Ipad or Tablet?

- These devices do not have screen sizes that are sufficient for manipulating text.
- We have also found that I pads and Tablets of 10" in screen size are not as effective as a laptop with keyboard.
- In addition they often cannot take advantage of browser extensions due to the way in which Apps work differently on a laptop to a tablet.
- We recommend the devices listed on the website which have been specifically chosen to provide cost effectiveness, flexibility and relevant learning outcomes.

Can a computer be shared by family members at Rosmini?

- No. Each student will need their own device to ensure that they can access it when the teacher would like to use technology as a tool for learning.



Can I borrow a device from school?



School does have some loan devices available - please inform rpeak@rosmini.school.nz if you need some support with this and we can arrange a suitable device.

The No Interest Loan Scheme is also available from Noel Leeming Group [BYOD Toolkit](#) - information here

Guide to applying for a **NO INTEREST LOAN** for your child's device

We are partnering with Good Shepherd New Zealand's **NILS (No Interest Loan Scheme)** to help provide access to safe, fair and affordable credit for your BYOD purchase.

Delivered nationally by:



Do you qualify?


To qualify you need to provide some information to apply for the loans and work through the process with the NILS Worker.



Google Suite Applications - what are these?

Rosmini using the Google Platform but many boys also like to use Microsoft Word applications too.


Google Suite offers us a range of options including: Google Classroom (the main platform teachers use with students), Gmail, Google Docs, Google Sheets, Google Slides, Google Sites, Google Meet/Hangouts and other Google applications to support student learning.





How Can I get Microsoft Office for FREE?



Click [here](#) to install office, this will work on Windows and Mac. Click [here](#) to access the web version of office, this will work on almost all devices. Once you have completed the setup process (which may take a while), you will need to 'sign in' with your school email. To get the apps on Chromebooks or mobile devices you will have to search for the particular app in the devices store, e.g. Word, Excel, Office and install them.





How do I get the Adobe Creative Cloud Apps?

Getting the Creative apps has a yearly fee of \$25, which, for the value is worth it, as there are many apps available. Most commonly known apps are: Photoshop, Illustrator and Premiere Pro. To get these apps you will need to have a reasonably good computer as these apps require good performance. To pay for these apps you need to transfer \$25 directly to the school bank account which is 02-0272-0330978-00 (BNZ Takapuna). You must label your payment with your name and “Adobe”. Alternatively, you can pay \$25 by eftpos at the Student Services office with Mrs Pryde.





What is my Wifi password?

- You son's wifi password is the school account password which they get issued with at the beginning of the year.
- For existing students they will already have these but need to be changed yearly on a school computer, this can be done on a lab computer or the computer by reception.
- Logging on to the wifi on an android or chromebook device can be confusing as you need to make sure that the settings are correct:
 - EAP method - PEAP
 - 2nd phase authentication - MSCHAPv2
 - CA certificate - Do not validate
 - Identity - Your Student ID - No need for @rosmini.school.nz. E.g. 12345
 - Anonymous Identity - Leave Blank
 - Password - Your student ID password
 - If a server is asked for - portal.rosmini.school.nz
 - Some of these options might be under 'advanced options' everything else in 'advanced options' can stay the same.

